


# Pictures for Writing

..... **Book 1** .....



EUROCENTRES 

**Mary Stephens**

LONGMAN 

# **Pictures for Writing**

..... **Book 1** .....

**Mary Stephens**

EUROCENTRES 

LONGMAN



# Contents

Unit	Language	Key Vocabulary	Writing Skill
1 All about Me	present tense: <i>be, have got</i>	personal appearance	word order within a sentence
2 My Dream Room	<i>have got, there is / are, prepositions</i>	bedroom contents	using punctuation
3 Crazy Cranford	present continuous tense	the street	word order within a sentence
4 Pirates	present continuous tense	'adventure' verbs	word order within a sentence
5 Holiday Postcard	present continuous tense	seaside activities	setting out a postcard
6 A Day in my Life	present simple tense for routine	everyday activities	word order within a sentence
7 Poems for Fun	present simple tense	theme-related vocabulary	finding rhymes
8 Hobbies	present simple tense	leisure activities	using topic sentences (key sentences in a paragraph)
9 Make a Mask	imperative sequencers ( <i>first, then, next, etc.</i> )	model making	recognising sequencers
10 What's for Sale?	present simple tense: question forms	theme-related vocabulary	making questions
11 Tom and the Dinosaur	past simple tense	plot-related vocabulary	ordering ideas within a paragraph
12 Kidnapped	past simple tense conjunctions	crime	using conjunctions to lengthen sentences
13 Fire!	negative imperative	fire and safety in the home	correcting a first draft
14 Ghost Castle	past simple tense conjunctions	plot-related vocabulary	using adjectives using conjunctions to join sentences
15 Dracula at the Dentist	past simple tense abbreviated sentences	plot-related vocabulary	word order within a longer sentence
16 Dolphin Rescue	past simple tense	boats and the seaside	dividing a text into paragraphs recognising topic sentences using punctuation
17 George's Diary	past simple tense prepositions	camping and outdoor leisure activities	correcting a first draft (vocabulary, spelling, prepositions, verbs)
18 Camping in the Forest	past simple tense	camping and 'adventure' verbs	identifying topics for new paragraphs
19 A Strange Dream	feelings	using adjectives recognising topic sentences ordering ideas within a paragraph	using adjectives recognising topic sentences ordering ideas within a paragraph
20 Save Our Animals	present simple tense	wild animals	dividing a jumbled text into two paragraphs correcting a first draft (grammar)
21 Party Time	<i>going to</i> for plans	parties and fancy dress	making plans with <i>going to</i>
22 The Creature	past simple tense	plot-related vocabulary	identifying paragraphs and topic sentences correcting a first draft (punctuation and verbs)

## Writing Task

writing a description of yourself

writing a description of a room

writing a series of descriptive sentences in the present continuous tense

writing a series of descriptive sentences in the present continuous tense

writing a postcard

writing an informal letter

writing a non-rhyming 'shape poem'

writing one or two paragraphs with topic sentences

writing stages in a process

writing an advertisement

writing the final paragraph of a story

writing the final paragraph of a story

writing a safety leaflet

writing the final paragraph of a story

writing a diary entry

writing the last paragraph of a story

writing a diary entry

writing the end of a story

writing the final two paragraphs in a story

writing/making a poster

designing and writing an invitation

writing the end of a story

# Introduction

## Background

Pictures for Writing 1 is the first book in a picture composition series, designed to be used by elementary learners in conjunction with course books. The book takes students through some of the basic processes of writing, starting from simple sentence level to paragraphing, and finally to more extended writing.

The full-page pictures are varied in type: some are designed to stimulate creative writing, others to present more practical themes, leading on to activities such as writing instructions, letters and invitations.

The process of writing is dealt with systematically. Skills practised include: planning, writing topic paragraphs (and topic sentences within paragraphs), sequencing and punctuation. Error correction exercises provide a first step towards the concept of drafting and redrafting.

## Unit Structure

Each unit covers two pages. The first page contains the picture stimulus. The second consists of four sections:

The Vocabulary section exploits the lexis related to the picture or to the topic area generally.


Comprehension questions exploit the pictures and can be used to elicit more vocabulary and to practise language needed for the writing task.

Prepare for Writing focuses on the systematic development of students' writing skills, preparing for activities in the final writing task in each unit.

Writing encourages students to use the skills they have practised in a writing task related to the original picture stimulus.

1

# All about Me



1

2

3

4

## A Comprehension

Hi! I'm Amy. Find me and my friends in picture 1. I'm on my bicycle. I've got short, blond hair and glasses. My best friend is Laura. She's got curly, black hair. Jessica is my cousin. She's very pretty, and she's got a pony-tail. The girl with long, straight hair is from my school. Her name is Lisa. The serious boy with glasses is my neighbour.

Look at pictures 2 and 3.

- What has Amy got in her room?
- What's her brother's hobby? Describe him.
- Describe her father and mother.

## B Vocabulary

Match the opposites.

- |                    |       |            |
|--------------------|-------|------------|
| a) fat             | _____ | curly      |
| b) tall            | _____ | thin       |
| c) blond           | _____ | short      |
| d) pretty/handsome | _____ | dark       |
| e) straight        | _____ | plain/ugly |

## C Prepare for writing

1 Punctuate the questions and sentences using , ? and capital letters.

- ~~A~~my has got short, blond hair.
- lisa is the girl with long straight hair
- has laura got black hair
- is your brother handsome

2 This is the order for sentences.

Subject	Verb	End of sentence
Amy	has got	short hair.

Put these words in order to make sentences in your notebook.

- has got / Amy / short hair / .
- has got / Laura / curly hair / .
- is / tall and dark / My brother / .
- has got / My neighbour / glasses / .
- a pony-tail / has got / My cousin / .

3 Have you got any photos of family/friends to show the class?

- Describe your best friend. (He's/She's ..... .)  
(He's/She's got ..... .)
- Describe your family.

## D Writing

You are writing to a friend. Draw a picture of yourself. Write your description next to the picture.



.....

.....

.....

.....


.....

.....

.....

# 2

## My Dream Room



## A Vocabulary

Look at the pictures. Write these words in the boxes.

bed mirror wardrobe computer food machine cushion  
robot video drums

## B Comprehension

Look at room 1.

- This room has got a small bed. YES/NO
- There is a TV in the room. YES/NO
- There is a cushion on the bed. YES/NO
- There are two chairs in the room. YES/NO
- There's a computer under the window. YES/NO

## C Prepare for writing

1 Read about room 1. The prepositions are wrong! Underline them. Then choose the correct word from the box.

between in (x2) beside under on

This is a bedroom from the year 2010. There's a large bed in the room. There's a homework help machine in the bed. The video is on the TV. The TV is over the food machine and the wardrobe. There's a computer under the table. This room has got a robot cleaner! It's under the wardrobe.

2 Now look at room 2. Punctuate the sentences. Use full stops ( . ) and capital letters.

This room is not very tidy. There are clothes on the floor it's got photos of pop stars on the walls there is a guitar in the room the mirror is beside the wardrobe.

3 Now draw your dream room. (Perhaps it is the room one of your favourite pop stars or actors sleeps in!) Colour the picture.

4 Talk about your room.

There is ..... / There are ..... / It's got .....

## D Writing

Now write about your room and win this competition.

**Write about your dream bedroom.  
Win a fantastic prize!**

**1st prize –  
Music  
Centre**


**2nd prize –  
Video**

**3rd prize –  
Guitar**



# 3

## Crazy Cranford



## A Vocabulary

You can see these things in the picture.

Make words from the letters.

- a) LLABRUME You carry this in the rain. Umbrella.....
- b) VEETPAMN You walk along this in the town. P.....
- c) SPTOXBO You post your letters here. P.....
- d) RAPNSEWPE This gives you the news. N.....
- e) YCBICEL You can ride this. B.....

## B Comprehension

What's happening in Crazy Cranford today?

- a) The pig on top of the postbox is green. YES/NO
- b) The man with the umbrella is wearing a lady's hat. YES/NO
- c) There is a cow at the bus stop. YES/NO
- d) The van has got four wheels. YES/NO
- e) The woman is wearing her coat the wrong way. YES/NO

Now talk about the other crazy things in Cranford.

## C Prepare for writing

1 Do you remember the order for sentences?

Subject	Verb	End of sentence
People	are buying	fish in the shoe shop.

Put these words in order to make sentences in your notebook.

- a) shoe shop / People / in the / fish / are buying / .
- b) is sitting / A pig / on the postbox / .
- c) A cow / at the bus stop / is waiting / .
- d) backwards / The boys / their bicycles / are riding / .
- e) The cat / to the shops / is going / .

2 Punctuate this passage using . , ? and capital letters.

There's a cow standing at the bus stop its wearing shoes theres a plane going along the pavement there are people buying fish in the shoe shop the pig is reading a newspaper its wearing glasses.

## D Writing

You are a newspaper reporter and you are writing a report on the village of Cranford. Write 10 sentences about what is happening in the village at the moment.

**The Village of Cranford is crazy today!**

There is a pig on the postbox. The pig is reading a newspaper.