

LIVING LANGUAGE® 

Perfect Natural Speech
Sharpen Your Grammar
Master Idiomatic Expressions
Speak Fluently

FLUENT English

FOR SPEAKERS OF ANY LANGUAGE

ADVANCED
ESL

Scan and OCR by maillo

LIVING LANGUAGE

FLUENT English

Written by
Barbara Raifsnider

Edited by
Christopher A. Warnasch

Scan and OCR by maillo

Contents

Introduction

LESSON 1 HOW LONG HAVE YOU BEEN HERE? 1

- 1 A Say It Clearly!: Pronunciation of *-ed* Ending 1
- 1 B English At Work: Dialogue – Making SmallTalk 1
- 1 C Build Your Vocabulary 2
- 1 D English Under the Hood:
 - 1. The Present Perfect Tense vs. The Simple Past Tense 3
 - 2. Verbs with Irregular Forms in the Past and Present Perfect Tenses 4
 - 3. Using *or* and *since* with the Present Perfect and Simple Past Tenses 5
- 1 E Phrasal Verbs with *pick* 6
- 1 F Real English: See You Later! 6
- 1 G Bring it All Together 7
- 1 H Listen Up! 9
- 1 I Why Do They Do That? Greetings and SmallTalk 9

LESSON 2 DON'T GO AWAY! 11

- 2 A Say It Clearly!:-s Endings 11
- 2 B English At Work: Recorded Message— The Hotel Royale 11
- 2 C Build Your Vocabulary 11
- 2 D English Under the Hood:
 - 1. -s Endings in the Third Person Singular 14
 - 2. The Negative Simple Present Tense 14
 - 3. Questions in the Present Tense 15
- 2 E Phrasal Verbs with *turn* 16
- 2 F Real English: Hold On! 17
- 2 G Bring it All Together 17
- 2 H Listen Up! 19
- 2 I Why Do They Do That? Americans on the Move 19

LESSON 3 WHAT WOULD YOU LIKE TO DO? 21

- 3 A Say It Clearly!: Reductions 21
- 3 B English At Work: Dialogue -Would You Mind if I Looked at Your Resume? 21
- 3 C Build Your Vocabulary 22
- 3 D English Under the Hood:
 - 1. Questions and Negatives in the Simple Past Tense 24
 - 2. The Past Habitual: *Used to*, *Didn't Use to*, and *Would Always* 24
 - 3. Making Polite Requests 26
- 3 E Phrasal Verbs with work 27
- 3 F Real English: Put Your Nose to the Grindstone 28
- 3 G Bring it All Together 28
- 3 H Listen Up! 30
- 3 I Why Do They Do That? Shaking Hands 30

LESSON 4 LAUGHING ALL THE WAY TO THE BANK 32

- 4 A Say It Clearly!: Y-Vowel Link 32
- 4 B English At Work: Reading - Banks in the U.S. 32
- 4 C Build Your Vocabulary 33
- 4 D English Under the Hood:
 - 1. Simple Future vs. Immediate Future 34
 - 2. The Present Continuous and Simple Present to Express the Future 35
 - 3. The Simple Present Tense with Prepositions of Time 35
- 4 E Phrasal Verbs with *pay* 36
- 4 F Real English: In the Black 36
- 4 G Bring it All Together 37
- 4 H Listen Up! 39
- 4 I Why Do They Do That? Debt 39

LESSON 5

THE CUSTOMER'S ALWAYS RIGHT! 41

- 5 A Say It Clearly!: W-Vowel Link 41
- 5 B English At Work: Dialogue - Did You Need Some Help? 4
- 5 C Build Your Vocabulary 42
- 5 D English Under the Hood:
 - 1. Prepositions of Time, Motion, and Location 43
 - 2. Adjectives Followed by Prepositions 44
 - 3. Verbs Followed by Prepositions 45
- 5 E Phrasal Verbs for Shopping 46
- 5 F Real English: Shop Till You Drop! 47
- 5 G Bring it All Together 47
- 5 H Listen Up! 49
- 5 I Why Do They Do That? Service with a Smile 50

LESSON 6

I HAVE GOT TO HAVE A NEW CAR! 51

- 6 A Say It Clearly!: Consonant-Vowel Link 51
- 6 B English At Work: Dialogue - Let's Go Look at My New Car. 51
- 6 C Build Your Vocabulary 52
- 6 D English Under the Hood:
 - 1. Modals of Necessity 53
 - 2. Modals of Advisability 54
 - 3. Negative Modals 54
- 6 E Phrasal Verbs with *come* 55
- 6 F Real English: I Need Some New iWheels! 57
- 6 G Bring it All Together 57
- 6 H Listen Up! 59
- 6 I Why Do They Do That? Americans and Their Cars 59

LESSON 7

PUSHING THE ENVELOPE 61

- 7 A Say It Clearly!: Consonant-Consonant Linking 61
- 7 B English At Work: Reading - A Brief History of Mail Delivery in the U.S.A. 61
- 7 C Build Your Vocabulary 62
- 7 D English Under the Hood:
 - 1. Degrees of Certainty in the Present Tense 63

2. Degrees of Certainty in the Past Tense 64

3. Degrees of Certainty in the Future Tense 65

Phrasal Verbs for Giving and Getting 66

Real English: Keeping in Touch with Friendly Advice 67 Bring it All

7 G Together 68 Listen Up! 70

7 H Why Do They Do That? Benjamin Franklin and the American Work Ethic 70

LESSON 8

YOUR RIGHTS AND RESPONSIBILITIES 72

- 8 A Say It Clearly!: Consonant-Consonant Linking 2 72
- 8 B English At Work: Dialogue - Do You Know Why I Pulled You Over? 72
- 8 C Build Your Vocabulary 73
- 8 D English Under the Hood:
 - 1. The Passive Voice in the Simple Present and Present Continuous Tenses 75
 - 2. The Passive Voice in the Present Perfect and Simple Past Tenses 75
 - 3. The Passive Voice in the Simple Future and Immediate Future Tenses 76
- Phrasal Verbs for Criminal Acts 76
- 8 F Real English: You're Busted! 77
- 8 G Bring it All Together 78
- 8 H Listen Up! 80
- 8 I Why Do They Do That? Some Important Driver's Responsibilities 80

LESSON 9

THIS IS PARADISE, ISN'T IT? 8

- 9 A Say It Clearly!: Intonation in Tag Questions 82
- 9 B English At Work: Reading - Aloha from Hawaii! 82
- 9 C Build Your Vocabulary 83
- 9 D English Under the Hood:
 - 1. Tag Questions 84
 - 2. Negative Questions 86
 - 3. Beginning Sentences with Negative Adverbs 86
- 9 E Phrasal Verbs with *look* 87
- 9 F Real English: Your Island Getaway 88

- 9 G Bring it All Together 88
- 9 H Listen Up! 90
- 9 I Why Do They Do That? Travel in America 91

LESSON 10
TAKE ME OUT TO THE BALL GAME! 92

- 10 A Say It Clearly!: Intonation in Questions in Statement Form 92
- 10 B English At Work: Dialogue-It's a Great Day for Baseball! 92
- 10 C Build Your Vocabulary 93
- 10 D English Under the Hood:
 - 1. Reported Speech: Past, Present, and Future 94
 - 2. Using Modals in Reported Speech 95
 - 3. Questions in Statement Form 96
- 10 E Phrasal Verbs with *keep* 97
- 10 F Real English: A Day at the Races 97
- 10 G Bring it All Together 98
- 10 H Listen Up! 100
- 10 I Why Do They Do That? The Super Bowl 100

LESSON 11
SNAIL MAIL JUST WON'T CUT IT! 103

- 11 A Say It Clearly!: The Vowels in *seat* and *sit* 103
- 11 B English At Work: Reading — A Brief History of the Internet 103
- 11 C Build Your Vocabulary 104
- 11 D English Under the Hood:
 - 1. The Present Perfect Tense vs. The Present Perfect Progressive Tense 105
 - 2. The Present Perfect Progressive Tense vs. The Past Perfect Progressive Tense 107
 - 3. The Future Progressive Tense 107
- 11 E Phrasal Verbs for the Computer 108
- 11 F Real English: Life Online 109
- 11 G Bring it All Together no
- 11 H Listen Up! 112
- 11 I Why Do They Do That? The Internet Generation 112

LESSON 12
SHE'LL WIN BY A LANDSLIDE! 114

- 12 A Say It Clearly!: Consonant Clusters 114
- 12 B English At Work: Reading-America Divided, But Always United 114
- 12 C Build Your Vocabulary 115
- 12 D English Under the Hood:
 - 1. The Progressive Form of Modals 116
 - 2. The Use of *would rather* 117
 - 3. Past Ability 118
- 12 E Phrasal Verbs for Winning and Losing 118
- 12 F Real English: Does She Have What it Takes? 119
- 12 G Bring it All Together 119
- 12 H Listen Up! 122
- 12 I Why Do They Do That? Religion in the U.S. 122

LESSON 13
PRIDE OF OWNERSHIP 124

- 13 A Say It Clearly!: Reductions with *should*, *could*, and *would* 124
- 13 B English At Work: Dialogue — Who Needs Buyer's Remorse? 124
- 13 C Build Your Vocabulary 125
- 13 D English Under the Hood:
 - 1. Past Forms of *should* and *shouldn't* 126
 - 2. *Be supposed to* and *be to* 127
 - 3. Making Suggestions with *could* 127
- 13 E Phrasal Verbs for Buying and Selling a House 128
- 13 F Real English: Real Estate 129
- 13 G Bring it All Together 129
- 13 H Listen Up! 131
- 13 I Why Do They Do That? The American Dream of Home Ownership 132

LESSON 14
HIT THE BOOKS! 134

- 14 A Say It Clearly!: The Preposition *to* 134
- 14 B English At Work: Dialogue - He's Always Been a Good Student! 134
- 14 C Build Your Vocabulary 135
- 14 D English Under the Hood:
 - 1. Verbs Followed by Infinitives 137

- 2. Adjectives Followed by Infinitives and *It* Plus Infinitive 138
- 3. Verbs Followed by Nouns or Pronouns Plus Infinitives 139

- 14 E Phrasal Verbs for School 140
- 14 F Real English: Life on Campus 140
- 14 G Bring it All Together 141
- 14 H Listen Up! 143
- 14 I Why Do They Do That? American Teachers 143

LESSON 15
LET'S GET TOGETHER SOMETIME!
145

- 15 A I Say It Clearly!: The Vowels in *pull* and *pool* 145
- 15 B English At Work: Dialogue — Who's That Over There? 145
- 15 C Build Your Vocabulary 147
- 15 D English Under the Hood:
 - 1. Verbs Followed by Gerunds 149
 - 2. Verbs Followed by Prepositions and Gerunds 149
 - 3. *Go* plus Gerunds 150
- 15 E Phrasal Verbs about Relationships 151
- 15 F Real English: She's a Real Knockout! 152
- 15 G Bring it All Together 152
- 15 H Listen Up! 154
- 15 I Why Do They Do That? Drop by Anytime! 154

LESSON 16
WATERCOOLER CONVERSATIONS
156

- 16 A Say It Clearly!: The Vowel Sound in *man* 156
- 16 B i English At Work: Dialogue - What Do You Think About the New Boss? 156
- 16 C Build Your Vocabulary 157
- 16 D English Under the Hood:
 - 1. Passive and Past Forms of Infinitives and Gerunds 158
 - 2. Passive Infinitives and Gerunds after *need* 160
 - 3. Using Possessives to Modify Gerunds 160
- 16 E Phrasal Verbs with *take* 161
- 16 F Real English: I Really Work My Tail Off! 162

- 16 G Bring it All Together 162
- 16 H Listen Up! 164
- 16 I Why Do They Do That? Watercooler Conversations 165

LESSON 17
THIS DIET MAY WORK FOR YOU! 166

- 17 A Say It Clearly!: Consonant Clusters with / and *r* 166
- 17 B English At Work: Dialogue — What are You Going to Get? 166
- 17 C Build Your Vocabulary 167
- 17 D English Under the Hood:
 - 1. The Real Conditional in the Present and Future 168
 - 2. The Unreal Conditional in the Present and Future 169
 - 3. The Past Unreal Conditional 170
- 17 E Phrasal Verbs about Food 170
- 17 F Real English: This is Your Cup of Tea 171
- 17 G Bring it All Together 172
- 17 H Listen Up! 174
- 17 I Why Do They Do That? Food Manners 174

LESSON 18
GET INTO SHAPE! 177

- 18 A Say It Clearly!: Linking Reductions with *d*, *t*, *s*, or *z* 177
- 18 B English At Work: Dialogue-Let Us Design a Fitness Program for You! 177
- 18 C Build Your Vocabulary 178 18 D English Under the Hood:
 - 1. Implied Conditionals 199
 - 2. Using *wish* in Conditionals 180
 - 3. Using *would* to Make Wishes 181
- 18 E Phrasal Verbs for Health and Fitness 182
- 18 F Real English: You're the Picture of Health! 183
- 18 G Bring it All Together 183
- 18 H Listen Up! 185
- 18 I Why Do They Do That? The Fitness Craze 186

LESSON 19
911, EMERGENCY! 188

- 19 A Say It Clearly!: Dropping Syllables 188
- 19 B English At Work: Dialogue - Isn't This an Emergency? 188
- 19 C Build Your Vocabulary 189
- 19 D English Under the Hood:
 - 1. Indirect Objects as Passive Subjects 191
 - 2. The Stative Passive 191
 - 3. Common Uses of *Get* 192
- 19 E Phrasal Verbs Related to Emergencies 193
- 19 F Real English: Keep Your Cool! 194
- 19 G Bring it All Together 194
- 19 H Listen Up! 196
- 19 I Why Do They Do That? HMO's vs. the Family Doctor 197

LESSON 20
JUST SHOOTING THE BREEZE 199

- 20 A Say It Clearly!: English Intonation 199
- 20 B English At Work: Dialogue - A Block Party 199
- 20 C Build Your Vocabulary 200
- 20 D English Under the Hood:
 - 1. Participial Adjectives 201

2. Verbs of Perception 202

3. Reflexive Pronouns 203

20 E Phrasal Verbs with *get* 204

20 F Real English: Shooting the Breeze 205

20 G Bring it All Together 205

20 H Listen Up! 208

20 I Why Do They Do That? Body Language, Personal Space, and More 208

APPENDIX A
IRREGULAR VERBS 211

APPENDIX B
ADJECTIVES FOLLOWED BY
PREPOSITIONS 213

APPENDIX C
VERBS FOLLOWED BY
PREPOSITIONS 214

APPENDIX D
REAL ENGLISH IDIOMS 215

INDEX 221

INTRODUCTION

Fluent English is a high intermediate-/advanced-level course in English as a second or foreign language. It is designed to meet the needs of the intermediate-level student in vocabulary, grammar, listening comprehension, idiomatic usage, and pronunciation. It offers a great deal of practice in each of these areas, through both written exercises and recorded materials. The language used in this course is realistic and practical, and the situations in each of its twenty lessons offer a cultural context that will be recognizable and relevant to most intermediate-level students of English.


The course is divided into twenty lessons covering a range of topics from small talk and social situations, to telephones and business meetings, to computers, politics, and the Internet. Each lesson offers essential vocabulary related to its topic, as well as important phrasal verbs and idiomatic expressions that are typically challenging to the intermediate-level student. The lessons are divided into ten sections, each of which focuses on a different English language skill:



- ***Say It Clearly!*** The first section of each lesson is a recorded pronunciation and intonation warm-up. These sections focus on aspects of pronunciation and intonation that are typically challenging for intermediate students of English — consonant clusters, linking, reduced English, challenging sounds, etc.
- ***English at Work.*** The second section of each lesson features English in realistic contexts, ranging from dialogues to recorded messages to readings. The English at Work section is the cornerstone of each lesson, where the important grammatical structures and vocabulary are demonstrated. These sections are all recorded, giving the student an opportunity to hear and model native speakers.
- ***Build Your Vocabulary.*** The vocabulary section of each lesson includes certain vocabulary from the English at Work section as well as other general vocabulary related to the topic of the lesson. Each word or expression is defined in simple English, and an example is given to show realistic usage.
- ***English Under the Hood.*** Each lesson focuses on three important grammatical structures. Explanations are complete and straightforward, and plenty of examples are given to demonstrate each construction in context. Each grammatical point is also followed by a practice drill, giving the student a chance to practice and check comprehension.
- ***Phrasal Verbs.*** Each lesson includes a list of important and common phrasal verbs centered either on a common base verb, such as *take* or *get*, or a particular theme. Each phrasal verb is clearly defined, and examples of usage follow each definition.
- ***Real English.*** Important idiomatic expressions related to the topic or theme of each lesson are included in the Real English section. This section is in the form of a short paragraph, where idiomatic expressions are used in context. The student should be able to understand the meaning of each expression from context, but each idiom is also defined in an appendix at the back of the book.
- ***Bring it All Together.*** Each lesson also includes five comprehensive review exercises. The first exercise focuses on the vocabulary from the lesson, the next three focus on

the grammar and structure, and the last one focuses on the phrasal verbs introduced in that lesson.

- *Listen Up!* Each lesson includes a recorded listening comprehension exercise. The student is directed to listen to a short article or dialogue on a topic related to the lesson, and then to answer questions written in the book. The Listen Up sections are designed to use both vocabulary and idiomatic expressions related to the theme of the lesson.
- *Why Do They Do That?* Each lesson includes a culture note that explains an aspect of American culture related to the lesson's topic. These aspects of culture range from table manners to home ownership to driving habits to proper behavior while being pulled over for speeding. The culture notes are designed to be both interesting and relevant to the student's experiences.
- Answer Key. Each lesson also includes a key to all exercises.

KEY TO SYMBOLS

When you see  PLAY CD and listen to the examples or exercises on the audio portion of the course.

When you see  PAUSE CD and return to the book until you see the next 

Lesson 1

How Long Have You Been Here?

ARE YOU READY FOR THE LESSON?

Lesson 1, *How Long Have You Been Here?*, will take you somewhere you may know very well: the INS office. You'll listen in on a conversation between two people waiting in line, which is something people unfortunately do very often, and which is also a situation in which Americans like to make "small talk." Then, you'll learn some vocabulary that will come in handy at the INS or anywhere you have to fill out forms. But that's not all. Lesson 1 also includes:

- **The Present Perfect Tense vs. The Simple Past Tense**
- **Using/or and *since* with the Present Perfect and Simple Past Tenses**
- **Phrasal Verbs with *pick***
- **Idiomatic Expressions for Saying Goodbye**

Finally, at the end of the lesson you'll read a culture note about casual greetings and acquaintances. But let's start with a pronunciation warm-up. Ready?

1A SAY IT CLEARLY!

- 🎧 Turn on your CD to review the pronunciation of *-ed*, a very important ending in English.

1B ENGLISH AT WORK

📖 Dialogue: Making Small Talk

Sergei, a Russian immigrant, is waiting in line at the INS. The line is very long, and it's moving very slowly. Peter, an American standing in front of Sergei, turns around and strikes up a conversation. Sergei is surprised by his friendliness.

- 🎧 **Peter** I guess we didn't have anything else to do today, did we?
Sergei What?
- Peter** I said I guess they think that we didn't have anything else to do today. It's just that we've been in this line for a very long time. It seems like we aren't going anywhere very fast.
- Sergei** Yeah. I know. I've been here since about 9:30. What about you?
- Peter** I think I got here just a few minutes before you did. I decided to pick up a green-card application for my wife. I should've gotten it off the Internet. That way I could have just stayed home. Say, where are you from?
- Sergei** Me? I'm from Russia.
- Peter** Oh, whereabouts?
- Sergei** I lived in Moscow for most of my life, but I moved around a little. I was in the military.