

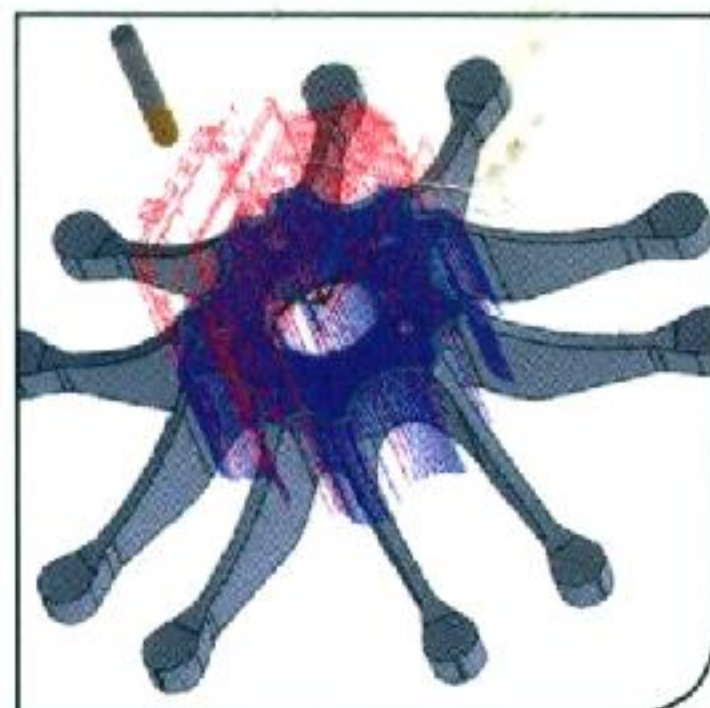



CK.0000077889

Edition

e-Design

Computer-Aided Engineering Design



Kuang-Hua Chang



我觀看你指頭所造的天、並你所陳設的月亮星宿、便說、人算甚麼、你竟顧念他。世人算甚麼、你竟眷顧他。

When I consider your heavens, the work of your fingers, the moon and the stars, which you have set in place, what is man that you are mindful of him, the son of man that you care for him?

e-Design

Computer-Aided Engineering Design

Revised First Edition

Kuang-Hua Chang



AMSTERDAM • BOSTON • HEIDELBERG • LONDON
NEW YORK • OXFORD • PARIS • SAN DIEGO
SAN FRANCISCO • SINGAPORE • SYDNEY • TOKYO
Academic Press is an imprint of Elsevier



Academic Press is an imprint of Elsevier
125 London Wall, London EC2Y 5AS, UK
525 B Street, Suite 1800, San Diego, CA 92101-4495, USA
50 Hampshire Street, 5th Floor, Cambridge, MA 02139, USA
The Boulevard, Langford Lane, Kidlington, Oxford OX5 1GB, UK

First Edition 2015
Revised First Edition 2016

Copyright © 2016 Elsevier Inc. All rights reserved.

This book and the individual contributions contained in it are protected under copyright by the Publisher (other than as may be noted herein).

No part of this publication may be reproduced or transmitted in any form or by any means, electronic or mechanical, including photocopying, recording, or any information storage and retrieval system, without permission in writing from the publisher. Details on how to seek permission, further information about the Publisher's permissions policies and our arrangements with organizations such as the Copyright Clearance Center and the Copyright Licensing Agency, can be found at our website: www.elsevier.com/permissions.

Notices

Knowledge and best practice in this field are constantly changing. As new research and experience broaden our understanding, changes in research methods, professional practices, or medical treatment may become necessary.

Practitioners and researchers must always rely on their own experience and knowledge in evaluating and using any information, methods, compounds, or experiments described herein. In using such information or methods they should be mindful of their own safety and the safety of others, including parties for whom they have a professional responsibility.

To the fullest extent of the law, neither the Publisher nor the authors, contributors, or editors, assume any liability for any injury and/or damage to persons or property as a matter of products liability, negligence or otherwise, or from any use or operation of any methods, products, instructions, or ideas contained in the material herein.

Library of Congress Cataloging-in-Publication Data


A catalog record for this book is available from the Library of Congress.

British Library Cataloging-in-Publication Data

A catalogue record for this book is available from the British Library.

ISBN: 978-0-12-809569-0

For information on all Academic Press publications
visit our website at <https://www.elsevier.com/>



Publisher: Joe Hayton
Acquisition Editor: Steve Merken
Editorial Project Manager: Chelsea Johnston
Production Project Manager: Lisa Jones
Designer: Matthew Limbert

Typeset by TNQ Books and Journals
www.tnq.co.in

Printed and bound in the United States of America
Last digit is the print number: 10 9 8 7 6 5 4 3 2

Contents

Preface	xxi
About the Author	xxvii
About the Cover	xxviii
Acknowledgments.....	xxix

CHAPTER 1 Introduction to e-Design	1
1.1 Introduction	2
1.2 The e-Design Paradigm.....	5
1.3 Virtual Prototyping.....	7
1.3.1 Parameterized CAD Product Model	7
1.3.2 Product Performance Analysis.....	11
1.3.3 Product Virtual Manufacturing	13
1.3.4 Tool Integration	13
1.3.5 Design Decision Making.....	15
1.4 Physical Prototyping	19
1.4.1 Rapid Prototyping.....	19
1.4.2 CNC Machining	21
1.5 Example: Simple Airplane Engine.....	23
1.5.1 System-Level Design.....	23
1.5.2 Component-Level Design.....	25
1.5.3 Design Trade-Off.....	25
1.5.4 Rapid Prototyping.....	26
1.6 Example: High-Mobility Multipurpose Wheeled Vehicle	26
1.6.1 Hierarchical Product Model	27
1.6.2 Preliminary Design.....	28
1.6.3 Detailed Design	30
1.6.4 Design Trade-Off.....	32
1.7 Summary	35
Questions and Exercises	35
References.....	36

PART I PRODUCT DESIGN MODELING

CHAPTER 2 Geometric Modeling	41
2.1 Introduction	43
2.2 Parametric Curves	44

2.2.1	Straight Line	46
2.2.2	Quadratic Curves	47
2.2.3	Cubic Curves	56
2.2.4	Continuities.....	63
2.2.5	B-Spline Curves.....	64
2.2.6	NURB Curves.....	75
2.3	Parametric Surfaces	76
2.3.1	Parametric Representations	77
2.3.2	B-Spline Surface.....	82
2.4	CAD-Generated Surfaces	84
2.4.1	Cylindrical Surfaces	84
2.4.2	Ruled Surfaces.....	86
2.4.3	Loft (or Blend) Surfaces	89
2.4.4	Revolved Surfaces	91
2.4.5	Sweep Surfaces.....	94
2.5	Geometric Transformations.....	98
2.5.1	Homogeneous Coordinates.....	98
2.5.2	Scaling	100
2.5.3	Translation	101
2.5.4	Rotations.....	102
2.5.5	Composite Transformations	103
2.6	Case Studies	106
2.6.1	Curve Fitting and Surface Skinning.....	106
2.6.2	Engineering Applications	109
2.7	Summary	112
	Appendix 2A: Basis Functions of B-Spline Curves and Surfaces.....	112
	Appendix 2B: Representing Conics with Quadratic NURB Curves	114
	Questions and Exercises	118
	References.....	122
CHAPTER 3	Solid Modeling	123
3.1	Introduction	124
3.2	Basics of Solid Modeling.....	125
3.2.1	Wireframe Models	125
3.2.2	Surface Models.....	127
3.2.3	Solid Models.....	128
3.2.4	Major Modeling Schemes	130

3.3	Feature-Based Parametric Solid Modeling	137
3.3.1	Geometric Features.....	138
3.3.2	Sketch Profiles.....	140
3.3.3	Parent–Child Relationships	147
3.3.4	Parametric Modeling	148
3.3.5	Solid Modeling Procedure in CAD.....	149
3.3.6	Direct Modeling	153
3.3.7	Geometric Modeling Kernels.....	153
3.4	Solid Model Build Plan.....	155
3.5	Commercial CAD Systems	158
3.5.1	General Purpose Codes	159
3.5.2	Special Codes	159
3.6	Summary	160
	Appendix 3A: Sketch Relations	160
	Questions and Exercises	162
	References.....	165
CHAPTER 4	Assembly Modeling	167
4.1	Introduction	168
4.2	Assembly Modeling in CAD	170
4.2.1	Mating Constraints	171
4.2.2	Kinematic Joints	176
4.3	Assembly Modeling Technique	182
4.3.1	Transformation Matrix	183
4.3.2	Degree of Freedom Analysis.....	195
4.4	Kinematic Modeling Technique*	197
4.4.1	Mapping Mating Constraints to Kinematic Joints.....	198
4.4.2	D–H Representation	200
4.4.3	Constructing the Joint Coordinate Systems.....	217
4.5	Case Study and Tutorial Example.....	223
4.5.1	Case Study: Virtual Reality.....	223
4.5.2	Tutorial Example: A Single-Piston Engine	225
4.6	Summary	226
	Questions and Exercises	227
	References.....	228
CHAPTER 5	Design Parameterization.....	231
5.1	Introduction	232
5.2	Design Intents.....	233
5.3	Design Axioms.....	236

5.3.1	Independence Axiom.....	236
5.3.2	Information Axiom.....	239
5.4	Design Parameterization at Part Level.....	240
5.4.1	Profile in Sketch.....	240
5.4.2	Solid Features in Part.....	242
5.4.3	Guidelines for Design Parameterization.....	243
5.5	Design Parameterization at Assembly Level.....	246
5.5.1	Guidelines for Design Parameterization.....	246
5.5.2	Slider-Crank Assembly in Pro/ENGINEER.....	248
5.5.3	Slider-Crank Assembly in SolidWorks.....	250
5.6	Case Studies.....	251
5.6.1	Single-Piston Engine.....	251
5.6.2	HMMWV Suspension.....	255
5.7	Summary.....	260
	Questions and Exercises.....	260
	References.....	261
CHAPTER 6	Product Data Management.....	263
6.1	Introduction.....	265
6.2	File Management.....	267
6.2.1	Ad-Hoc Methods.....	268
6.2.2	PDM Approach.....	271
6.3	Fundamentals of PDM.....	272
6.3.1	Engineering Data Models.....	273
6.3.2	Basic Functions of PDM Systems.....	278
6.3.3	Benefits of PDM Systems.....	281
6.3.4	Impact to Industry.....	282
6.4	PDM Systems.....	283
6.4.1	Systems Offered by CAD Vendors.....	284
6.4.2	Systems Offered by Non-CAD Vendors.....	286
6.5	Product Data Exchange.....	287
6.5.1	Data Exchange Options.....	289
6.5.2	Direct Model Translations.....	290
6.5.3	Neutral File Exchange.....	295
6.5.4	Third-Party Translators.....	296
6.5.5	Solid Feature Recognition.....	297
6.6	Case Studies.....	299
6.6.1	SolidWorks Workgroup PDM.....	300
6.6.2	Integrated Testbed Using Windchill.....	301
6.6.3	Tool Integration for e-Design.....	303

6.7	Summary	308
	Appendix 6A: IGES File Structure and Data Format.....	309
	Appendix 6B: STEP Data Structure and Applications Protocols.....	314
	Questions and Exercises	316
	References.....	317

PART II PRODUCT PERFORMANCE EVALUATION

CHAPTER 7	Structural Analysis.....	323
7.1	Introduction	325
7.2	Analytical Methods	326
	7.2.1 Strength of Materials.....	326
	7.2.2 Energy Method	328
	7.2.3 Linear Elasticity	331
	7.2.4 Failure Criteria	334
	7.2.5 Uncertainties, Variations, and Safety Factors	336
7.3	Finite Element Methods	338
	7.3.1 A Simple Example	339
	7.3.2 Finite Element Formulation	343
	7.3.3 p-Version FEA.....	349
	7.3.4 The Meshless Method	354
	7.3.5 Using Finite Element Method.....	356
7.4	Finite Element Modeling	357
	7.4.1 General Process and Potential Pitfalls	358
	7.4.2 Idealization and Simplification	359
	7.4.3 Mesh Generation and Refinement.....	361
	7.4.4 CAD Model Translations	369
	7.4.5 Loads and Boundary Conditions.....	370
	7.4.6 Results Checking.....	371
	7.4.7 Strategy for Complex Problems.....	374
7.5	Commercial FEA Software	374
	7.5.1 General-Purpose Codes	375
	7.5.2 Special Codes	376
7.6	Case Study and Tutorial Examples	376
	7.6.1 Case Study	376
	7.6.2 Tutorial Examples	378
7.7	Summary	382
	Appendix 7A: The Default in.-lb _m -sec Units System.....	382
	Questions and Exercises	383
	References.....	387

CHAPTER 8	Motion Analysis	389
8.1	Introduction	391
8.2	Analytical Methods	394
8.2.1	Particle Motion	395
8.2.2	Rigid-Body Motion	402
8.2.3	Multibody Kinematic Analysis	405
8.2.4	Multibody Dynamic Analysis	409
8.3	Computer-Aided Methods.....	413
8.3.1	Kinematic Analysis	413
8.3.2	Planar Kinematic Joints.....	419
8.3.3	Multibody Dynamic Analysis	420
8.4	Motion Simulation	423
8.4.1	Creating Motion Models	424
8.4.2	Motion Analysis	428
8.4.3	Results Visualization	429
8.5	Motion Simulation Software	429
8.5.1	General-Purpose Codes	429
8.5.2	Special Codes	430
8.6	Case Studies	431
8.6.1	Formula SAE Racecar.....	431
8.6.2	High-Mobility Multipurpose Wheeled Vehicle	441
8.6.3	Driving Simulators	446
8.6.4	Recreational Waterslides	450
8.7	Tutorial Examples	453
8.7.1	Sliding Block.....	453
8.7.2	Single-Piston Engine	455
8.8	Summary	456
	Questions and Exercises	456
	References.....	457
CHAPTER 9	Fatigue and Fracture Analysis	459
9.1	Introduction	460
9.2	The Physics of Fatigue.....	463
9.3	The Stress-Life Approach	466
9.3.1	The S-N Diagram	466
9.3.2	Nonfully Reversed Cyclic Loads	468
9.3.3	In-Phase Bending and Torsion	471
9.3.4	Complex Multiaxial Stress.....	472
9.3.5	Cumulative Damage	473