

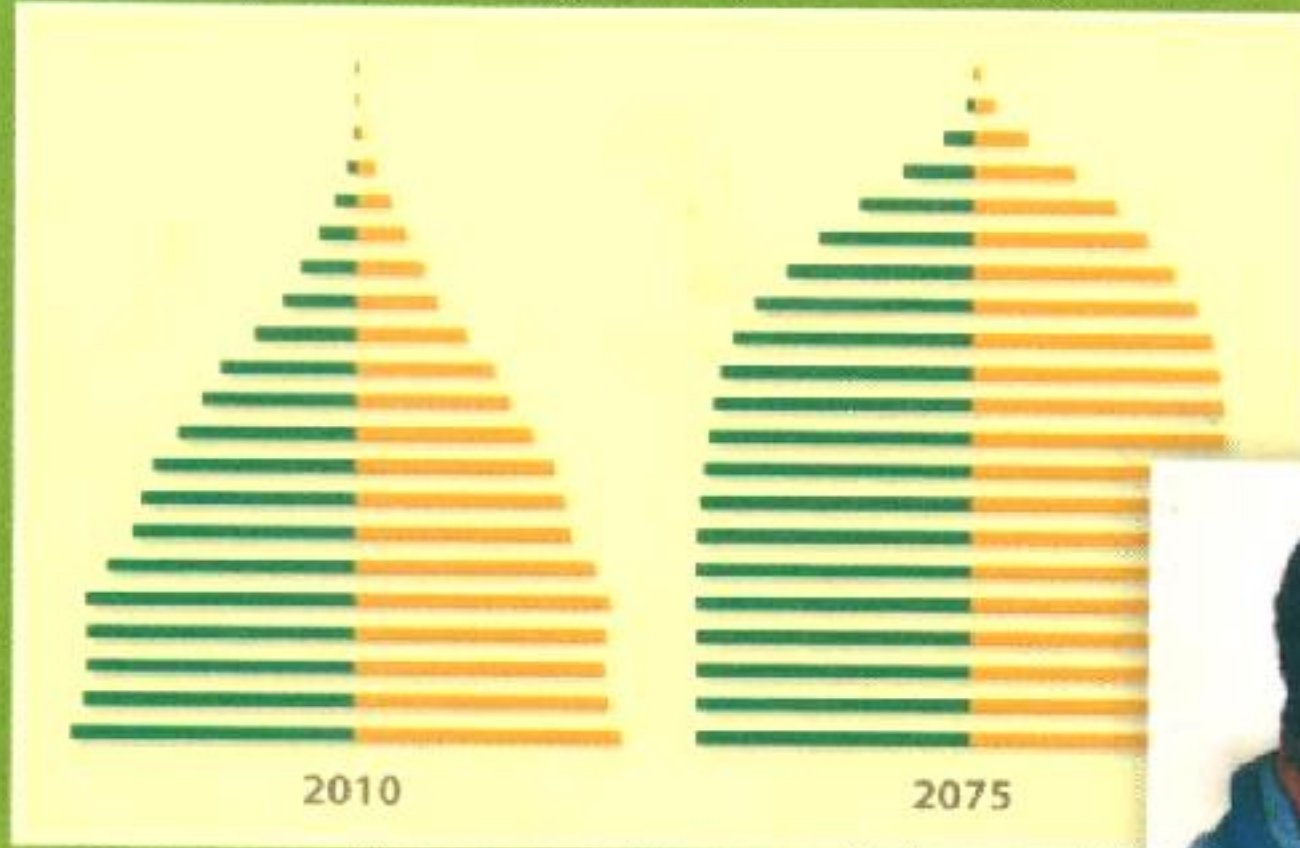




CK.0000060246

Revised by Edward Palmer,
and Roberto Robalino, editors



*Volume 2:
Gender, Politics, and
Financial Stability*

Nonfinancial Defined Contribution Pension Schemes in a Changing Pension World



THE WORLD BANK

Nonfinancial Defined Contribution Pension Schemes in a Changing Pension World

VOLUME 2 GENDER, POLITICS, AND FINANCIAL STABILITY

*Robert Holzmann, Edward Palmer,
and David Robalino, editors*



THE WORLD BANK
Washington, D.C.

© 2013 International Bank for Reconstruction and Development / The World Bank
1818 H Street NW
Washington DC 20433
Telephone: 202-473-1000
Internet: www.worldbank.org

Some rights reserved

1 2 3 4 15 14 13 12

This work is a product of the staff of The World Bank with external contributions. Note that The World Bank does not necessarily own each component of the content included in the work. The World Bank therefore does not warrant that the use of the content contained in the work will not infringe on the rights of third parties. The risk of claims resulting from such infringement rests solely with you.

The findings, interpretations, and conclusions expressed in this work do not necessarily reflect the views of The World Bank, its Board of Executive Directors, or the governments they represent. The World Bank does not guarantee the accuracy of the data included in this work. The boundaries, colors, denominations, and other information shown on any map in this work do not imply any judgment on the part of The World Bank concerning the legal status of any territory or the endorsement or acceptance of such boundaries.

Nothing herein shall constitute or be considered to be a limitation upon or waiver of the privileges and immunities of The World Bank, all of which are specifically reserved.

Rights and Permissions



This work is available under the Creative Commons Attribution 3.0 Unported license (CC BY 3.0) <http://creativecommons.org/licenses/by/3.0>. Under the Creative Commons Attribution license, you are free to copy, distribute, transmit, and adapt this work, including for commercial purposes, under the following conditions:

Attribution—Please cite the work as follows: Holzmann, Robert, Edward Palmer, and David Robalino, editors. 2013. *Nonfinancial Defined Contribution Pension Schemes in a Changing Pension World: Vol.2, Gender, Politics, and Financial Stability*. Washington, DC: World Bank. doi: 10.1596/978-0-8213-9478-6 License: Creative Commons Attribution CC BY 3.0

Translations—If you create a translation of this work, please add the following disclaimer along with the attribution: *This translation was not created by The World Bank and should not be considered an official World Bank translation. The World Bank shall not be liable for any content or error in this translation.*

All queries on rights and licenses should be addressed to the Office of the Publisher, The World Bank, 1818 H Street NW, Washington, DC 20433, USA; fax: 202-522-2625; e-mail: pubrights@worldbank.org.

ISBN (paper): 978-0-8213-9478-6

ISBN (electronic): 978-0-8213-9479-3

DOI: 10.1596/978-0-8213-9478-6

Cover photo credits (from left): © SRDJAN SUKI/epa/Corbis; © Eric Miller/World Bank; © Curt Carnemark/World Bank.

Library of Congress Cataloging-in-Publication Data

NDC pension schemes in a changing pension world : gender, politics, and financial stability / Robert Holzmann, Edward Palmer, and David Robalino, editors.

v.; cm.

Includes bibliographical references and index.

Contents : Preface – The gender dimension of pension reform with NDC – Gender in the (N)DC world : issues and options / Estelle James (Consultant) – To share or not to share : that's the question / Anna Klerby, Bo Larsson and Edward Palmer – Gender policy and pensions in OECD countries / Anna D'Addio – Gender policy and pensions in Chile / Eduardo Fajnzylber – NDC vs NDB for infrequent contributors / Alvaro Forteza – The political economy of NDCs – Is social security secure with NDC? / Vincenzo Galasso and Tito Boeri – NDC as a pathway towards politically feasible pension reform / Andras Bodor – The challenge of reaching participants with the message of NDC / Annika Sundén – Solvency, liquidity and stability of NDC schemes – Addressing the legacy costs in an NDC reform : conceptualization, measurement, financing / Robert Holzmann and Alain Jousten – Generic NDC : equilibrium, valuation, and risk sharing / Edward Palmer – The economics of reserve funds in NDC schemes : role, means and size to manage shocks / Robert Holzmann, Edward Palmer and David Robalino – A decade of actuarial accounting for the NDC scheme in Sweden / Ole Settergren – Annuities and life expectancy in NDC / Juha Alho, Jorge Miguel Bravo, and Edward Palmer – The actuarial balance of the pay-as-you-go pension schemes : the Swedish NDC vs the US NDB approach / Marøa del Carmen Boado-Penas and Carlos Vidal-Meliss – Closing panel – Reflections on aspects of NDCs : NDCs vs FDC : pros and cons / David Blake – Reflections on introducing NDC in Egypt and other emerging economies / Mohamed Maait – About the authors – Index.

ISBN 978-0-8213-9478-6 (alk. paper) – ISBN 978-0-8213-9479-3

1. Defined contribution pension plans. 2. Pensions. I. Holzmann, Robert. II. Palmer, Edward E., 1945- III. Robalino, David A.

HD7105.4.N33 2012

331.25'2—dc23

2011052848

Contents

Foreword **xiii**

Ulf Kristersson

Preface **xv**

Acknowledgments **xix**

Abbreviations **xxi**

III. The Gender Dimension of Pension Reform with NDC **1**

**10. Gender in the (Nonfinancial) Defined Contribution World:
Issues and Options** **3**

Estelle James

COMMENT

Ann-Charlotte Ståhlberg **34**

11. To Share or Not to Share: That Is the Question **39**

Anna Klerby, Bo Larsson, and Edward Palmer

COMMENTS

Elsa Fornero **66**

Ann-Charlotte Ståhlberg **70**

**12. Pension Entitlements of Women with Children: The Role of
Credits within Pension Systems in OECD and EU Countries** **75**

Anna Cristina D'Addio

COMMENT

Hannelore Weck-Hannemann **111**

13. Gender Policy and Pensions in Chile **113**

Eduardo Fajnzylber

COMMENT

Ángel Melguizo **140**

- 14. NDC versus NDB for Infrequent Contributors 147**
Álvaro Forteza and Ianina Rossi
COMMENT
Rafael Rofman 175
- IV. The Political Economy of NDCs 179**
- 15. Is Social Security Secure with NDC? 181**
Tito Boeri and Vincenzo Galasso
COMMENT
Sergio Nisticò 202
- 16. NDC Schemes as a Pathway toward Politically Feasible Pension Reform 215**
András Bodor and Michal Rutkowski
COMMENT
Agneta Kruse 252
- 17. The Challenge of Reaching Participants with the Message of NDC 257**
Annika Sundén
COMMENT
Florian Léger 273
- V. Solvency, Liquidity, and Stability of NDC Schemes 275**
- 18. Addressing the Legacy Costs in an NDC Reform: Conceptualization, Measurement, Financing 277**
Robert Holzmann and Alain Jousten
COMMENT
Florence Legros 305
- 19. Generic NDC: Equilibrium, Valuation, and Risk Sharing with and without NDC Bonds 309**
Edward Palmer
COMMENT
Lans Bovenberg 334
- 20. The Economics of Reserve Funds in NDC Schemes: Role, Means, and Size to Manage Shocks 343**
Robert Holzmann, Edward Palmer, and David A. Robalino
COMMENT
John Piggott 359

- 21. A Decade of Actuarial Accounting for the NDC Scheme in Sweden: Quantifying Change in the Financial Position of a PAYG Pension Plan 361**
Ole Settergren
COMMENT
Jukka Lassila 392
- 22. Annuities and Life Expectancy in NDC 395**
Juha Alho, Jorge Bravo, and Edward Palmer
COMMENT
Heikki Oksanen 437
- 23. The Actuarial Balance of the PAYG Pension System: The Swedish NDC Model versus the DB-Type Models 443**
María del Carmen Boado-Penas and Carlos Vidal-Meliá
COMMENT
Robert Gillingham 480
- VI. Closing Panel 485**
- 24. Reflections on Aspects of NDC Schemes 487**
- NDC versus FDC: Pros, Cons, and Replication 487**
David Blake
- NDC Schemes: Strengths and Weaknesses 495**
Lans Bovenberg
- NDC Reserve Funds: The Swedish Reserve Funds after 10 Years 503**
Harry Flam
- Reflections on Introducing NDC in the Arab Republic of Egypt and Other Emerging Economies 506**
Mohamed Ahmed Maait
- Box**
- 21.1 Overview of the Swedish public pension system 362
- Figures**
- 10.1 Real annual payouts over lifetime: Using the imputed interest rate and indexation method to determine the time stream of real benefits for a given retirement accumulation 18

11.1	Global gender gap in labor force participation, 2009	41
11.2	The effect of sharing pensions between individuals i and j	48
11.3	Comparison of male and female income, 1995–2007	52
11.4	Ratio of female-to-male pension and income for couples when the oldest person is 70 years of age, 1995–2007	53
11.5	Age distribution of men and women in a couple when the oldest partner is 70 years, 1995–2007	54
11.6	Effect of divorce on pension income, 1997–2007	54
11.7	Number of spouses who outlive their partners each year in Sweden, 1996–2007	55
11.8	Men's change in pension plus income and change in utility when sharing is imposed, 1995–2007	57
11.9	Women's change in pension plus income and change in utility when sharing is imposed, 1995–2007	57
11.10	Tax revenues lost per person because of the decrease in men's taxable pension income to a lower tax bracket under sharing, 1995–2007	58
11.11	Notional capital for 1,600 Swedish spouses, both born in 1941 and retired at age 65 in 2006	59
11.12	Distribution of notional pension capital for Swedish spouses, born in 1941 and retired at age 65 in 2006	60
12.1	OECD average pensionable ages by gender, 1950–2050	77
12.2	Change in the gross pension replacement rates relative to full career, according to length of break, OECD average	86
12.3	Change in the net pension replacement rates relative to full career, according to length of break, OECD average	86
12.4	Change in gross pension replacement rates for those with child-care breaks compared to full career, OECD average	87
12.5	Gross pension replacement rates for interrupted career compared to full career	88
12.6	Gross pension replacement rates relative to full career if credits exist or are removed	91
12.7	Gross pension replacement rates relative to full career at different earning levels, with credits and without credits, OECD average	95
12.8	Gross replacement rate of average earner with career break relative to full-career earner, by pension plan	97
12A.1	Types of crediting mechanisms in pension systems	102
13.1	Subsidies and final pensions under the new solidarity pillar	116
13.2	Distribution of the density of contributions, 1981–2004	119
13.3	Fraction of working life spent in different occupational categories, 1980–2002	120
13.4	Average contribution densities by age and gender, 1980–2002	121
13.5	Income distribution of contributors by gender, September 2009	122
13.6	Distribution of old-age retirement age by gender, September 2009	123

13.7	Simulated pensions for single men and women, 60 and 65 years of age	124
13.8	Fraction of women who are married, by age and cohort, 1990–2006	126
13.9	Civil status of women 55–60 years of age, 1990 and 2006	127
13.10	Joint distribution of female pensions under scenarios 1 and 5	130
13.11	Joint distribution of female pensions under scenario 1 and relative increase in pensions from scenario 1 to scenario 5	131
13.12	Average women's pensions by scenario and quintile of the initial pension distribution	132
13A.1	Observed and predicted probability of contributing, by age and gender	135
13A.2	Observed and predicted labor earnings, by age and gender	136
13C.1	Density of contributions by gender in Chile, 2004–06	142
13C.2	Projection of contributory minimum pension beneficiaries in Chile with no-reform scenario, 2015–45	143
13C.3	Replacement rates in Mexico for men by densities of contributions over 10 years of real wages	144
14.1	Distribution of the density of contribution in Uruguay, April 1996–December 2004	151
14.2	Density of contribution to BPS and rate of employment	151
14.3	Distribution of pension rights at 60 years of age (cumulative distribution functions)	161
14.4	Distribution of pension rights at 65 years of age (cumulative distribution functions)	162
14.5	Distribution of pension rights at 60 years of age with an expanded NDB-FDC program (cumulative distribution functions)	164
14.6	Distribution of pension rights at 65 years of age with three variants of the NDC-FDC scheme (cumulative distribution functions)	165
15.1	Change in the public pension/GDP ratio, 2007–60	184
15.2	Transformation coefficients in the Italian and Swedish pension systems	190
15.3	Employment by age in Italy and Sweden, 2006	191
15.4	Labor market prospects in Italy, cases A and B	193
15.5	Labor market prospects, cases A and C	196
15.6	Labor market prospects, cases A and B	198
17.1	Share of survey participants who know about the Orange Envelope, 1999–2010	267
17.2	Self-reported knowledge of the pension system, 1998–2010	268
18.1	Balance sheet: No legacy costs	286
18.2	Balance sheet: Inherited legacy costs	286
18.3	Balance sheet: Reform-created legacy costs	287
18.4	Balance sheet: Inherited and reform-created legacy costs	287
18.5	Legacy costs: Reform created by contribution rate reduction	294
18.6	Legacy costs: Inherited and reform created	295

18.7	China: Phasing of net legacy costs under different degrees of coverage expansion and contribution rates	300
20.1	Cash reserves and risk tolerance	349
20.2	Crisis scenarios and GDP, 2007–37	350
20.3	Projected crisis-related pension deficit: Eastern Europe and Central Asia, 2007–37	351
B21.1	Illustration of the balancing mechanism	363
21.1	Change in net <i>inkomstpension</i> after tax, 2011 relative to 2010	379
22.1	Period of life expectancy at age 65, Sweden, 1920–2005	398
22.2	Rate of decline in mortality, age groups 45–64, 65–74, 75–84, and 85–99	405
22.3	Remaining cohort life expectancy at age 65 in Sweden: Five-year (21) cohorts who reached age 65 in periods 1903–07, ..., 2003–07	408
22.4	Forecasts of remaining cohort life expectancy at 65 using three variants of the bilinear model	410
22.5	Annual benefits: Fixed annuity at age 65 with different indexation rules	421
22.6	Variable annuity models	422
22A.1	Error in projected remaining cohort life expectancy by the basic Lee-Carter model of Sweden	429
22A.2	Error in projected remaining cohort life expectancy by the basic Lee-Carter model of Norway	430
22A.3	Error in projected remaining cohort life expectancy by the basic Lee-Carter model of Denmark	431
22A.4	Error in projected remaining cohort life expectancy by the basic Lee-Carter model of Finland	432
23.1	Historical and projected balance ratio for Sweden, 2009–83	452
23.2	Historical evolution of OASDI actuarial balance estimates, 1982–2010: Intermediate assumption	457
23.3	OASDI income and cost rates under intermediate assumptions as a percentage of taxable payroll, 2000–90	459
24.1	Share of labor in U.K. national income (GDP), 1855–2010	491
24.2	Longevity bond for a cohort, age 65, payable from age 75 with terminal payment at 100 to cover post-100 longevity risk	492

Tables

10.1	Gender-related characteristics of NDC plans	5
10.2	Simulated effect of joint annuities and unisex tables in Chile	8
11.1	Illustration of annuity payments with a joint annuity	49
11.2	Joint annuities for Swedish couples: Case 1	61
11.3	Joint annuities for Swedish couples: Case 2	62
12.1	Pension schemes in countries without explicit child-care credits for full-time workers	79
12.2	Objectives of implicit and explicit credits related to children in selected European countries	83